










Solid rubber heavy-duty castors











Series 2 B

Series 1 B

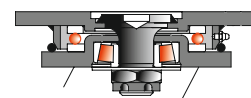
								
Article code	mm	mm	mm	mm	mm	mm	mm	kg
1 B/160/50/5	160	50	205	140 x 110	105 x 80	13	55	350
1 B/200/50/5	200	50	245	140 x 110	105 x 80	13	60	400
1 B/250/60/5	250	60	305	175 x 140	140 x 105	15	75	500
1 B/250/80/5	250	80	305	175 x 140	140 x 105	15	75	700
1 B/300/75/5	300	75	355	175 x 140	140 x 105	15	85	800

Heavy-duty swivel castors with ELASTIC solid rubber wheels

Wheels series 83 ST with ball bearings (/5), see page 63.

							
Article code	mm	mm	mm	mm	mm	mm	kg
2 B/160/50/5	160	50	205	140 x 110	105 x 80	13	350
2 B/200/50/5	200	50	245	140 x 110	105 x 80	13	400
2 B/250/60/5	250	60	305	175 x 140	140 x 105	15	500
2 B/250/80/5	250	80	305	175 x 140	140 x 105	15	700
2 B/300/75/5	300	75	355	175 x 140	140 x 105	15	800

Heavy-duty fixed castors



Precision heavy-duty swivel castor brackets with a load capacity of up to 800 kg

Housings in precise highly stable welded steel construction. Swivel head with a high quality thrust ball bearing and a tapered roller bearing for the guidance of the kingpin. All bearing parts dust and splash proof. ALLSTOP total locking device on the non-trailing side of the housing, blocks rolling and swivel motion simultaneously.

ALLSTOP total locking device
Code: 1 BF/...



4-way directional lock
Code: 1 B/...4RIF



wheel and directional lock
Code: 1 BF/...4RIF



foot protection
Code: ...PRO

