










Pneumatic tyred industrial castors












Series 40

Series 39

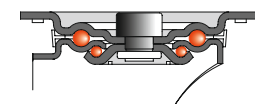
								
Article code	mm	mm	mm	mm	mm	mm	mm	kg
39/180/045/3 R	180	45	219	135 x 110	105 x 80	11	55	75
39/200/050/3 R	200	50	239	135 x 110	105 x 80	11	55	75
39/210/065/3 R	210	65	245	135 x 110	105 x 80	11	60	100
39/220/070/3 S	220	70	255	135 x 110	105 x 80	11	61	135
39/260/085/3 S	260	85	310	200 x 160	160 x 120	14	90	250
39/150/030/5 R	150	30	188	90 x 70	75 x 45	9	50	50
39/210/065/5 R	210	65	245	135 x 110	105 x 80	11	62	80
39/220/060/5 S	220	60	248	140 x 110	105 x 80	11	55	135
39/260/085/5 S	260	85	295	175 x 175	140 x 140	14	70	250

Industrial swivel castors with pneumatic tyred wheels

Wheels series 91 with rib (R) or block (S) profile and roller bearing (/3) or ball bearings (/5), see page 66.

								
Article code	mm	mm	mm	mm	mm	mm	mm	kg
40/180/045/3 R	180	45	219	135 x 110	105 x 80	11	75	75
40/200/050/3 R	200	50	239	135 x 110	105 x 80	11	75	75
40/210/065/3 R	210	65	245	135 x 110	105 x 80	11	100	100
40/220/070/3 S	220	70	255	135 x 110	105 x 80	11	135	135
40/260/085/3 S	260	85	310	200 x 160	160 x 120	14	200	200
40/150/030/5 R	150	30	188	90 x 70	75 x 45	9	50	50
40/210/065/5 R	210	65	245	137 x 114	105 x 80	11	100	100
40/220/060/5 S	220	60	248	140 x 110	105 x 80	11	135	135
40/260/085/5 S	260	85	295	230 x 125	190 x 75	14	250	250

Industrial fixed castors



Industrial swivel castor brackets with a load capacity of up to 250 kg

Housings made of pressed steel, zinc and chromated. Swivel head with double ball bearings, dust and splash proof, with riveted kingpin. Standard type with top plate.

Design with locking device or bolt hole housing available on request.