










PE·VO·LON®

heavy-duty industrial castors











Series TB/5

Series TL/5

								
Article code	mm	mm	mm	mm	mm	mm	mm	kg
TL 080/57/5	80	57	138	135 x 110	105 x 80	11	55	600
TL 100/50/5	100	50	148	135 x 110	105 x 80	11	55	600
TL 125/50/5	125	50	175	135 x 110	105 x 80	11	55	700
TL 150/50/5	150	50	202	135 x 110	105 x 80	11	55	800
TL 175/50/5	175	50	240	135 x 110	105 x 80	11	60	800
TL 200/50/5	200	50	252	135 x 110	105 x 80	11	60	1.000
TL 250/50/5	250	50	300	135 x 110	105 x 80	11	65	1.000

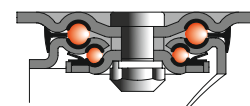
Heavy-duty industrial swivel castors with PEVOLON® wheels

Wheels series A with ball bearings (/5), see page 37.

							
Article code	mm	mm	mm	mm	mm	mm	kg
TB 080/57/5	80	57	138	135 x 110	105 x 80	11	600
TB 100/50/5	100	50	148	135 x 110	105 x 80	11	600
TB 125/50/5	125	50	175	135 x 110	105 x 80	11	700
TB 150/50/5	150	50	202	135 x 110	105 x 80	11	800
TB 175/50/5	175	50	240	135 x 110	105 x 80	11	800
TB 200/50/5	200	50	252	135 x 110	105 x 80	11	1.000
TB 250/50/5	250	50	300	135 x 110	105 x 80	11	1.000

Heavy-duty industrial fixed castors

ALLSTOP total locking device not available for wheel diameter 80 mm.



Industrial swivel castor brackets with a load capacity of up to 1,000 kg

Housings made of extra strong pressed steel, zinc and chromated. Swivel head with double ball bearing. Bearing shells made of hardened steel. Kingpin bolted and secured. ALLSTOP total locking device on the trailing side of the housing, blocks rolling and swivel motion simultaneously.

ALLSTOP total locking device
Code: TLF...



directional lock
Code: TL...TRIF



foot protection
Code: ...PRO

