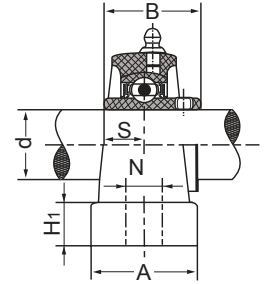
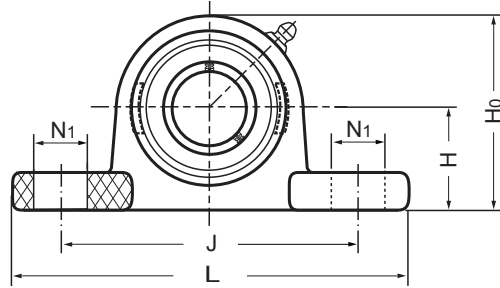



# Thermoplastic SUCTP 200 Series



Unit No.	Shaft Diameter (inch / mm)	Dimensions (inch / mm)										Bolt Size (inch / mm)	Bearing No.	Housing No.	Mass	
		d	H	L	J	A	N	N1	H1	H0	B				S	kg
SUCTP 201 201-8 202 202-10 203 204-12 204	12 mm 1/2 15 mm 5/8 17 mm 3/4 20 mm	1-5/16 <b>33.3</b>	5 <b>127</b>	3-3/4 <b>95.3</b>	1-1/2 <b>38</b>	7/16 <b>11</b>	9/16 <b>14</b>	9/16 <b>14.2</b>	2-37/64 <b>65.5</b>	1.22 <b>31.0</b>	1/2 12.7	3/8 M10	SUC 201 201-8 202 202-10 203 204-12 204	TP 204	0.29	0.63
SUCTP 205-14 205-15 205 205-16	7/8 15/16 25 mm 1	1-7/16 <b>36.5</b>	5-1/2 <b>140</b>	4-1/8 <b>105</b>	1-1/2 <b>38</b>	7/16 <b>11</b>	9/16 <b>14</b>	37/64 <b>14.5</b>	2-51/64 <b>71</b>	1-11/32 <b>34.1</b>	9/16 14.3	3/8 M10	SUC 205-14 205-15 205 205-16	TP 205	0.34	0.74
SUCTP 206-18 206 206-19 206-20	1-1/8 30 mm 1-3/16 1-1/4	1-11/16 <b>42.9</b>	6-3/8 <b>162</b>	4-11/16 <b>119</b>	1-13/16 <b>46</b>	9/16 <b>14</b>	45/64 <b>18</b>	45/64 <b>17.8</b>	3-19/64 <b>84</b>	1-1/2 <b>38.1</b>	5/8 15.9	1/2 M12	SUC 206-18 206 206-19 206-20	TP 206	0.54	1.18
SUCTP 207-20 207-21 207-22 207 207-23	1-1/4 1-5/16 1-3/8 35 mm 1-7/16	1-7/8 <b>47.6</b>	6-39/64 <b>168</b>	5 <b>127</b>	1-57/64 <b>48</b>	9/16 <b>14</b>	45/64 <b>18</b>	45/64 <b>18</b>	3-23/32 <b>94.5</b>	1-11/16 <b>42.9</b>	11/16 17.5	1/2 M12	SUC 207-20 207-21 207-22 207 207-23	TP 207	0.78	1.71
SUCTP 208-24 208-25 208	1-1/2 1-9/16 40 mm	1-15/16 <b>49.2</b>	7-1/4 <b>184</b>	5-25/64 <b>137</b>	2-1/8 <b>54</b>	9/16 <b>14</b>	49/64 <b>19.8</b>	49/64 <b>19.5</b>	3-57/64 <b>99</b>	1-15/16 <b>49.2</b>	3/4 19	1/2 M12	SUC 208-24 208-25 208	TP 208	0.97	2.14
SUCTP 209-26 209-27 209-28 209	1-5/8 1-11/16 1-3/4 45 mm	2-1/8 <b>54</b>	7-9/16 <b>192</b>	5-3/4 <b>146</b>	2-1/8 <b>54</b>	11/16 <b>17</b>	25/32 <b>20</b>	29/32 <b>23</b>	4-11/64 <b>106</b>	1-15/16 <b>49.2</b>	3/4 19	5/8 M16	SUC 209-26 209-27 209-28 209	TP 209	1.09	2.33
SUCTP 210-30 210-31 210 210-32	1-7/8 1-15/16 50 mm 2	2-1/4 <b>57.2</b>	8-1/8 <b>206</b>	6-1/4 <b>159</b>	2-23/64 <b>60</b>	11/16 <b>17</b>	25/32 <b>20</b>	29/32 <b>23</b>	4-31/64 <b>114</b>	2-1/32 <b>51.6</b>	3/4 19	5/8 M16	SUC 210-30 210-31 210 210-32	TP 210	1.20	2.64