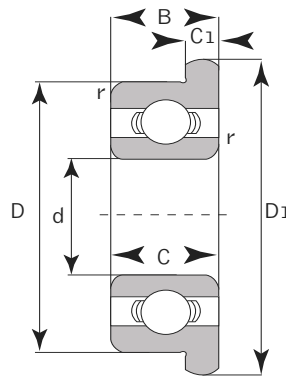


Miniature & Instrument Ball Bearings

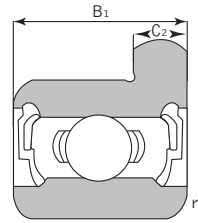
Stainless Steel - Metric Flanged Series



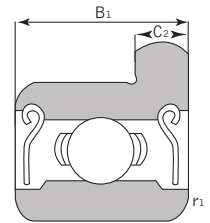
SSF 686-ZZ



Open



2RS



ZZ

Unit No.	Bore (mm)	Outer Diameter (mm)		Flange Width		Width		Radius (mm)	Basic Load Rating (lbs)		Weight (lbs)
						Open (mm)	2RS / ZZ (mm)		Dynamic Cr	Static Cor	
						B	B1				
SSF 681	1	3	3.8	0.3	-	1	-	0.05	14.4	4	0.001
SSF 691	1	4	5.0	0.5	-	1.6	-	0.10	19.2	7	0.001
SSMF 41X	1.2	4	4.8	0.4	-	1.8	2.5	0.10	19.2	7	0.001
SSF 681X	1.5	4	5.0	0.4	-	1.2	2	0.05	16	5	0.001
SSF 691X	1.5	5	6.5	0.6	0.8	2	2.6	0.15	23	8	0.001
SSF 601X	1.5	6	7.5	0.6	0.8	2.5	3	0.15	44	17	0.001
SSF 682	2	5	6.1	0.5	0.6	1.5	2.3	0.08	23	8	0.001
SSMF 52	2	5	6.2	0.6	0.6	2	2.5	0.10	23	8	0.001
SSF 692	2	6	7.5	0.6	0.8	2.3	3	0.15	44	17	0.001
SSMF 62	2	6	7.2	0.6	-	2.5	2.5	0.15	44	17	0.001
SSMF 72	2	7	8.2	0.6	0.6	2.5	3	0.15	53	22	0.001
SSF 602	2	7	8.5	0.7	0.9	2.8	3.5	0.15	53	22	0.001
SSF 682X	2.5	6	7.1	0.5	0.8	1.8	2.6	0.08	28	11	0.001
SSF 692X	2.5	7	8.5	0.7	0.9	2.5	3.5	0.15	53	22	0.001
SSMF 82X	2.5	8	9.2	0.6	-	2.5	-	0.20	37	13	0.001
SSF 602X	2.5	8	9.5	0.7	0.9	2.8	4	0.15	51	18	0.001
SSMF 63	3	6	7.2	0.6	0.6	2	2.5	0.10	28	11	0.001
SSF 683	3	7	8.1	0.5	0.8	2	3	0.10	53	22	0.001
SSMF 83	3	8	9.2	0.6	-	2.5	-	0.15	51	18	0.001
SSF 693	3	8	9.5	0.7	0.9	3	4	0.15	51	18	0.001
SSMF 93	3	9	10.2*	0.6	0.8	2.5	4	0.20	79	32	0.001
SSF 603	3	9	10.5	0.7	-	3	-	0.15	79	32	0.002
SSF 623	3	10	11.5	1	1	4	4	0.15	79	32	0.004
SSMF 74	4	7	8.2	0.6	0.6	2	2.5	0.10	46	19	0.001
SSMF 84	4	8	9.2	0.6	0.6	2	3	0.15	6	25	0.001
SSF 684	4	9	10.3	0.6	1	2.5	4	0.10	79	32	0.001
SSMF 104	4	10	11.2*	0.6	0.8	3	4	0.20	79	32	0.002
SSF 694	4	11	12.5	1	1	4	4	0.15	98	43	0.004
SSF 604	4	12	13.5	1	1	4	4	0.20	134	58	0.005
SSF 624	4	13	15	1	1	5	5	0.20	179	81	0.006
SSF 634	4	16	18	1	1	5	5	0.30	240	105	0.012

Other sizes could be available upon request. Minimum quantity may apply.

*Flange Diameter 0.4mm greater for shielded bearings.

2RS stands for "Double Rubber Seals".

ZZ stands for "Shielded".

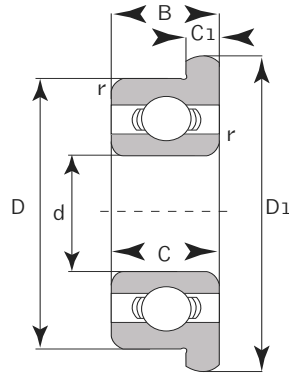


Miniature & Instrument Ball Bearings

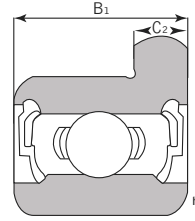
Stainless Steel - Metric Flanged Series



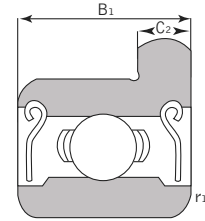
SSF 686-ZZ



Open



2RS



ZZ

Unit No.	Bore (mm)	Outer Diameter (mm)		Flange Width		Width		Radius (mm)	Basic Load Rating (lbs)		Weight (lbs)
						Open (mm)	2RS / ZZ (mm)		Dynamic Cr	Static Cor	
	d	D	D 1	C1	C2	B	B1	r, r1			
SSMF 85	5	8	9.2	0.6	0.6	2	2.5	0.10	50	23	0.001
SSMF 95	5	9	10.2	0.6	0.6	2.5	3	0.15	90	35	0.001
SSMF 105	5	10	11.2*	0.6	0.8	3	4	0.15	92	41	0.002
SSMF 115	5	11	12.6	-	0.8	-	4	0.15	98	43	0.002
SSF 685	5	11	12.5	0.8	1	3	5	0.15	98	43	0.002
SSF 695	5	13	15	1	1	4	4	0.20	150	68	0.005
SSF 605	5	14	16	1	1	5	5	0.20	183	83	0.007
SSF 625	5	16	18	1	1	5	5	0.30	240	105	0.017
SSF 635	5	19	22	1.5	1.5	6	6	0.30	320	143	0.018
SSMF 106	6	10	11.2	0.6	0.6	2.5	3	0.15	98	43	0.001
SSMF 126	6	12	13.2*	0.6	0.8	3	4	0.20	150	62	0.002
SSF 686	6	13	15	1	1.1	3.5	5	0.15	150	68	0.004
SSF 696	6	15	17	1.2	1.2	5	5	0.20	240	105	0.009
SSF 606	6	17	19	1.2	1.2	6	6	0.30	240	105	0.013
SSF 626	6	19	22	1.5	1.5	6	6	0.30	320	143	0.018
SSMF 117	7	11	12.2	0.6	0.06	2.5	3	0.15	81	35	0.001
SSMF 137	7	13	14.2*	0.6	0.8	3	4	0.20	158	66	0.003
SSF 687	7	14	16	1	1.1	3.5	5	0.15	162	77	0.005
SSF 697	7	17	19	1.2	1.2	5	5	0.30	188	90	0.011
SSF 607	7	19	22	1.5	1.5	6	6	0.30	308	135	0.017
SSF 627	7	22	25	1.5	1.5	7	7	0.30	464	218	0.028
SSMF 128	8	12	13.2*	0.6	0.8	2.5	3.5	0.15	92	43	0.001
SSMF 148	8	14	15.6	0.8	0.8	3.5	4	0.20	158	66	0.004
SSF 688	8	16	18	1	1.1	4	5	0.20	248	120	0.007
SSF 698	8	19	22	1.5	1.5	6	6	0.30	228	109	0.016
SSF 608	8	22	25	1.5	1.5	7	7	0.30	464	218	0.026
SSF 689	9	17	19	1	1.1	4	5	0.20	248	107	0.007
SSF 699	9	20	23	1.5	1.5	6	6	0.30	422	173	0.018
SSF 609	9	24	27	1.5	1.5	7	7	0.30	464	210	0.020

Other sizes could be available upon request. Minimum quantity may apply.

*Flange Diameter 0.4mm greater for shielded bearings.

2RS stands for "Double Rubber Seals".

ZZ stands for "Shielded".